



# FRAME fiere

FF

**Frame fiere** è la scelta ideale per chi cerca una soluzione espositiva versatile, semplice da montare e sostenibile. Perfetto per chi ha esigenze in continua evoluzione, FastFrame™ offre un sistema intuitivo, leggero e di grande impatto visivo.

## CARATTERISTICHE

Colore del profilo: silver.

Montaggio senza attrezzi.

Area grafica mono e bifacciale.

Stampa Classic (tessuto elasticizzato) o Premium (tessuto blackout).

Borsa di trasporto FastFrame™ inclusa.

Struttura monoblocco preassemblata.

## I PLUS

Assemblaggio rapido.

- Trasporto e stoccaggio agevolati.
- Struttura compatta e leggera.
- Riutilizzabile e sostenibile.



Ampia scelta di connettoriDisponibili diverse basi su richiesta

Faretti Spot LED Exhibition su richiesta

## SCHEDA PRODOTTO

# SPECIFICHE TECNICHE

Codice	Descrizione	Dimensioni struttura (mm) - l x h x p	Peso struttura assemblata	Dimensioni del collo (mm) - l x h x p	Peso collo
FF-100X200	FASTFRAME 1000x2000mm	1004 x 2007 x 400	5,5 kg	205 x 150 x 1055	7,9 kg



## SCHEDA PRODOTTO

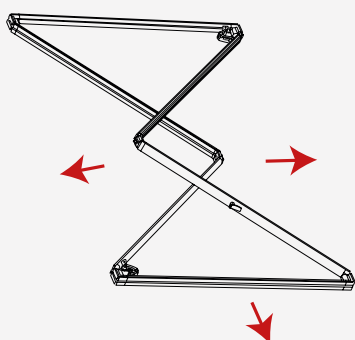
Lavoriamo ogni giorno per offrirti le migliori soluzioni e prodotti innovativi e di qualità. Questi sviluppi possono apportare modifiche ai prodotti. Le dimensioni sono fornite a titolo indicativo. Le foto sono solo a scopo illustrativo.

# ASSEMBLAGGIO STRUTTURA

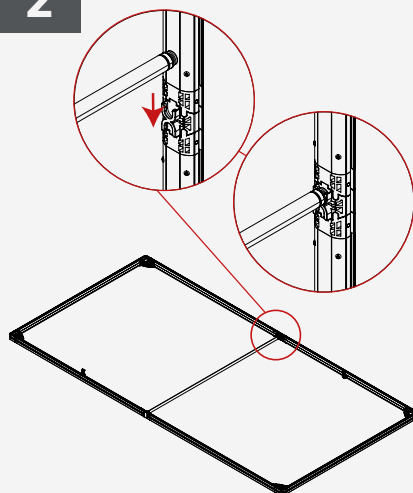
## 100 x 200 cm

FF

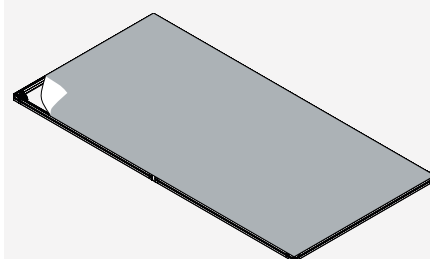
1



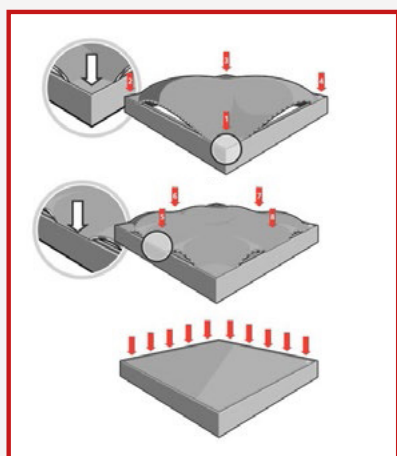
2



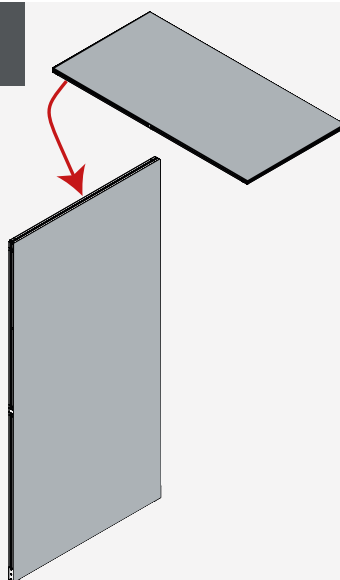
3



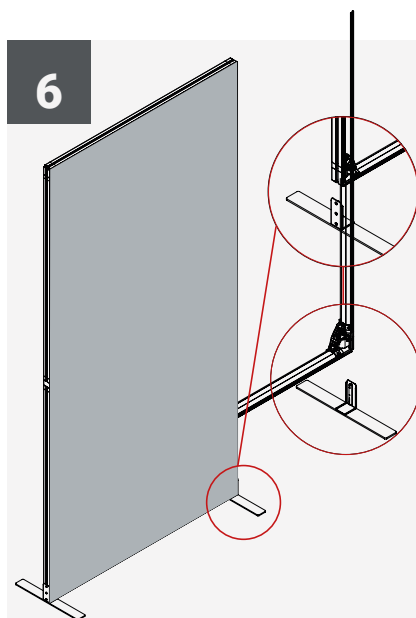
4



5

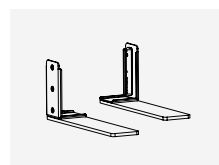


6

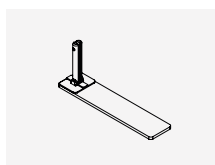


## ISTRUZIONI MONTAGGIO

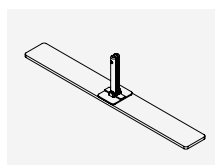
# BASI E CONNETTORI



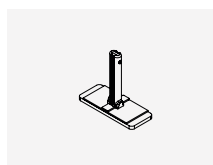
**FF-SHF**  
Mezza base (Coppia)



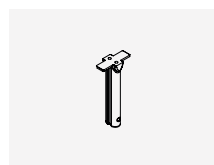
**FF-HFM**  
Mezza base (Singola)



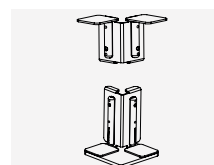
**FF-MFF**  
Base intera (Singola)



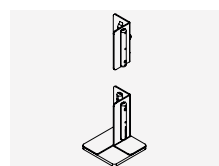
**FF-SMF**  
Base piccola (Singola)



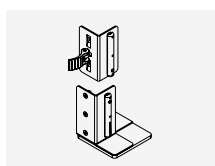
**FF-2WC**  
Kit connettore a 2 vie



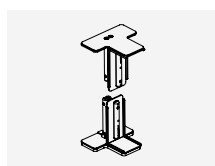
**FF-90C**  
Kit connettore a 90°



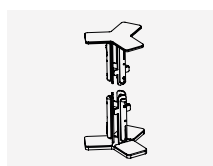
**FF-90LIC**  
Kit connettore interno  
sinistro a 90°



**FF-90RIC** Kit con-  
nettore interno destro a 90°



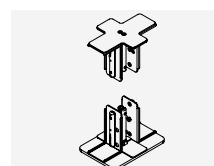
**FF-TC**  
Kit connettore a T



**FF-YC**  
Kit connettore a Y



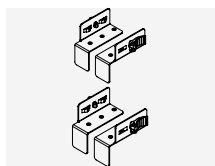
**FF-45C**  
Kit connettore a 45°



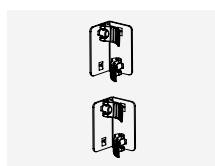
**FF-CC**  
Kit connettore a croce



**FF-ABK**  
Kit sostegno per arco



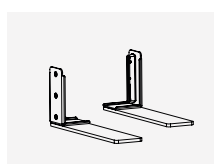
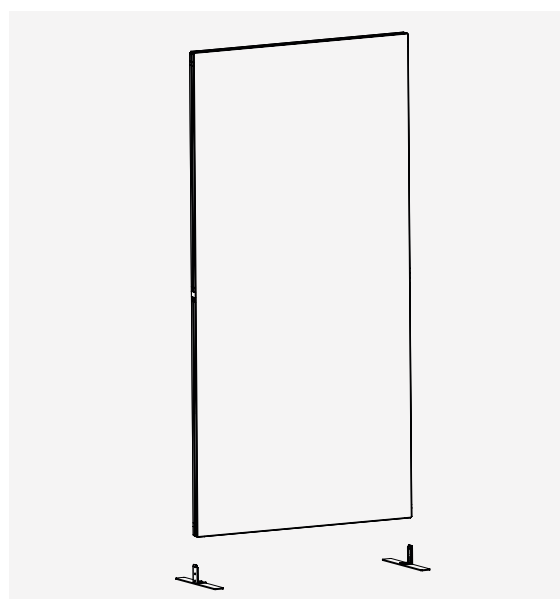
**FF-ACC**  
Kit connettore per arco



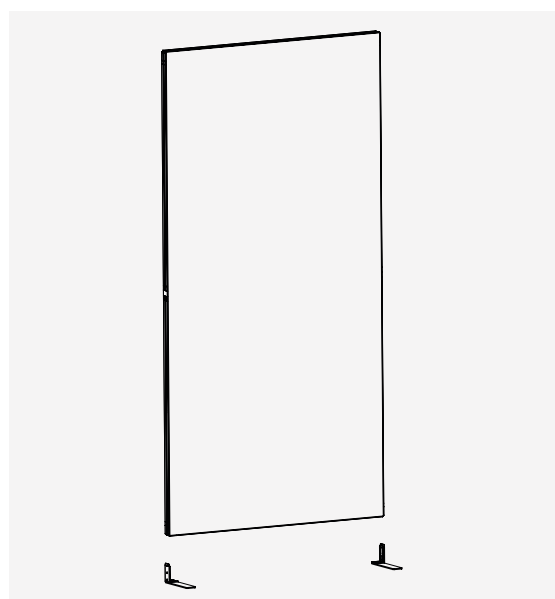
**FF-90MIC** Kit  
connettore centrale a 90°



**FF-4WC**  
Kit connettore a 4 vie



**FF-SHF**  
Mezza base (Coppia)



## ISTRUZIONI MONTAGGIO